

Entitate **SIGMA MOBILITY ENGINEERING
SRL**

Numar Inregistrare J3/563/2014

C.U.I. 33092442

Judet ARGES

Localitate PITESTI

Clasa CAEN 7112 - Activitati de inginerie si
(CAEN 2008) consultanta tehnica legate de
acestea

SIGMA MOBILITY ENGINEERING SRL
 Nr. Reg. Com. J3/563/2014 C.U.I. 33092442,
 Localitate PITESTI, Judet ARGES
 Clasa CAEN (CAEN 2008) 7112

INDICATORI FINANCIARI**Pag.**

AN	2015	2014	2013	2012	
(in ron)	●	●	-	-	3


BILANTURI**Pag.**

AN	2015	2014	2013	2012	
(in ron)	●	●	-	-	4

ISTORIC RESTANTE**Pag.**


TRIMESTRUL (in ron)	Trim I 2016	Trim IV 2015	Trim III 2015	Trim II 2015	
buget de stat	-	-	-	-	
buget asigurari sociale de stat	-	-	-	-	-
buget asigurari pentru somaj	-	-	-	-	
buget asigurari pentru sanatate	-	-	-	-	

Datorii totale (RON)




An	Valoare	Evolutie
2015	37.574,00	49,41% ↑
2014	25.149,00	-
2013	-	-
2012	-	-

Active totale (RON)




An	Valoare	Evolutie
2015	206.864,00	690,58% ↑
2014	26.166,00	-
2013	-	-
2012	-	-

Marja neta



An	Valoare	Evolutie
2015	78,35%	>999% ↑
2014	4,75%	-
2013	-	-
2012	-	-

Marja bruta



An	Valoare	Evolutie
2015	81,35%	949,68% ↑
2014	7,75%	-
2013	-	-
2012	-	-

Numar mediu salariati



An	Valoare	Evolutie
2015	0	↓
2014	0	-
2013	-	-
2012	-	-

Solvabilitate generala



An	Valoare	Evolutie
2015	5,51	429,81% ↑
2014	1,04	-
2013	-	-
2012	-	-

Cifra de afaceri (RON)



An	Valoare	Evolutie
2015	214.782,00	>999% ↑
2014	17.200,00	-
2013	-	-
2012	-	-

Activ net contabil (RON)



An	Valoare	Evolutie
2015	169.290,00	>999% ↑
2014	1.017,00	-
2013	-	-
2012	-	-

Autonomia financiara



An	Valoare	Evolutie
2015	81,84%	>999% ↑
2014	3,89%	-
2013	-	-
2012	-	-

Grupa	Cimp bilantier	2015		2014		2013		2012	
		RON	Variatie	RON	Variatie	RON	Variatie	RON	Variatie
Active imobiliare	Active imobilizate	7.102	40,58% ↑	5.052	-	-	-	-	-
Active circulante	Creante	10.000	-41,86% ↓	17.200	-	-	-	-	-
	Stocuri	0	-100% ↓	2.289	-	-	-	-	-
	Casa si conturi la banci	189.762	>999% ↑	1.625	-	-	-	-	-
	Active circulante	199.762	846,11% ↑	21.114	-	-	-	-	-
Provizioane	Provizioane	0	↓	0	-	-	-	-	-
Capitaluri	Capital social	200	0,00%	200	-	-	-	-	-
	Total capitaluri	169.290	>999% ↑	1.017	-	-	-	-	-
Profit & Pierdere	Cifra de afaceri	214.782	>999% ↑	17.200	-	-	-	-	-
	Total venituri	214.788	>999% ↑	17.200	-	-	-	-	-
	Total cheltuieli	40.070	152,54% ↑	15.867	-	-	-	-	-
	Pierdere bruta	0	↓	0	-	-	-	-	-
	Pierdere neta	0	↓	0	-	-	-	-	-
	Profit brut	174.718	>999% ↑	1.333	-	-	-	-	-
	Profit net	168.273	>999% ↑	817	-	-	-	-	-
Datorii	Total datorii	37.574	49,41% ↑	25.149	-	-	-	-	
Salariati	Numar salariati	0	↓	0	-	-	-	-	